

# Pegasus Open

## Men's Development Competition, 27<sup>th</sup> June 2009

### 2001\_02 Age Group: Final Scores at the end of Round 1

Competitor				Scores								Under 8 Apparatus Ranking with Tie Break					
No	Name	Club	YOB	Floor	Pommel	Rings	Vault	P Bars	Hi Bar	Total	Pos	FI	PH	Ri	Vt	PB	HB
25	Adam Tobin	Falcons	2001	13.750	11.900	11.900	12.250	13.100	12.800	75.700	1	1	3 =	1	1	1	1
28	Thomas Paradise	Baskervilles	2002	12.100	12.200	11.800	12.200	12.850	12.450	73.600	2	12	1	2	2	4	4
16	James Leaver	Olga	2002	12.450	11.800	11.400	11.450	13.000	12.700	72.800	3	7 =	6	6	14 =	2	2
18	Euan Cox	Pegasus	2001	12.900	11.700	11.600	11.600	12.100	12.350	72.250	4	3	7 =	5	8 =	8	6
19	Reece Shephard	Pegasus	2001	12.450	11.900	11.700	11.400	11.800	12.650	71.900	5	7 =	3 =	3 =	17	11	3
21	Emilio Regini-Morgan	Waveney	2002	13.650	11.300	10.400	11.500	12.900	12.000	71.750	6	2	9 =	14 =	11 =	3	10
17	Finlay Lincoln	Pegasus	2001	11.800	12.000	11.700	11.450	12.450	12.200	71.600	7	14 =	2	3 =	14 =	5	7 =
24	Thomas Herbert	Tolworth	2001	12.600	11.700	10.700	11.000	12.000	11.750	69.750	8	4	7 =	8 =	23 =	9 =	11
23	Dean Makin	Tolworth	2001	12.450	10.600	10.700	11.600	11.400	12.200	68.950	9	7 =	13 =	8 =	8 =	13	7 =
14	Joe O'Brien	Olga	2001	11.800	10.500	9.700	11.900	12.200	12.400	68.500	10	14 =	15 =	20	3	7	5
13	Alexander Van Eesteren	Port Regis	2002	12.150	10.000	10.600	11.800	12.350	11.500	68.400	11 =	11	18 =	11 =	4	6	14 =
10	James Lewin	Port Regis	2001	11.200	11.900	10.400	11.550	11.250	12.100	68.400	11 =	23	3 =	14 =	10	14 =	9
1	Zak Muggleton	Tolworth	2001	11.950	10.500	10.500	11.500	12.000	11.700	68.150	13	13	15 =	13	11 =	9 =	12
12	Jacob Rowe	Port Regis	2001	12.550	10.700	10.100	11.750	11.100	11.600	67.800	14	5	11 =	18	5	19 =	13
11	Daniel Cox	Port Regis	2001	12.500	10.600	10.300	11.700	11.200	11.400	67.700	15	6	13 =	16 =	6 =	17 =	16
29	Giles Martin	Tolworth	2001	12.400	10.700	10.600	11.500	11.250	11.150	67.600	16	10	11 =	11 =	11 =	14 =	20
22	Jack Oakes	Colchester	2001	11.500	11.300	11.000	11.150	11.100	11.500	67.550	17	19 =	9 =	7	19 =	19 =	14 =
15	Jordan Standish	Olga	2001	11.800	10.000	9.900	11.450	11.500	11.350	66.000	18	14 =	18 =	19	14 =	12	17 =
26	Joe Blethyn	Baskervilles	2001	11.650	10.400	8.400	11.700	11.250	11.350	64.750	19	17 =	17	25	6 =	14 =	17 =
9	Oakley Fryer	Port Regis	2001	11.300	8.200	10.300	11.150	11.100	11.300	63.350	20	22	26 =	16 =	19 =	19 =	19
20	Ryan Cook	Waveney	2001	11.500	9.300	10.700	11.000	10.100	9.750	62.350	21	19 =	22 =	8 =	23 =	27	28
2	Louis Costello	Tolworth	2001	11.650	9.500	8.100	11.250	11.200	10.300	62.000	22	17 =	20 =	26	18	17 =	26 =
4	Abdur-Rahim Jahangir	Tolworth	2001	11.500	9.100	8.700	11.100	10.550	10.800	61.750	23	19 =	24	23	21	24	22
6	Jack Wesley	Tolworth	2001	11.000	9.000	8.800	10.750	10.600	10.750	60.900	24	25	25	22	27	23	23
27	Robbie Andrews	Baskervilles	2002	10.030	9.300	8.900	11.050	10.450	10.500	60.230	25	28	22 =	21	22	25	25
8	Elijah Trevitt	Tolworth	2002	10.750	9.500	8.500	10.650	9.100	11.050	59.550	26	26	20 =	24	28	28	21
5	Joshua Martin	Tolworth	2001	10.500	8.200	8.000	10.950	10.750	10.600	59.000	27	27	26 =	27	25	22	24
3	Abdullah Jahangir	Tolworth	2001	11.050	8.100	7.900	10.850	10.400	10.300	58.600	28	24	28	28	26	26	26 =

### 2000 Age Group: Final Scores at the end of Round 1

Competitor				Scores								Under 9 Apparatus Ranking with Tie Break					
No	Name	Club	YOB	Floor	Pommel	Rings	Vault	P Bars	Hi Bar	Total	Pos	FI	PH	Ri	Vt	PB	HB
46	Lewis Irons	Sapphire	2000	13.450	12.100	12.400	12.400	13.250	11.700	75.300	1	1	1	1	1	1	3
45	Arthur Hardman	Sapphire	2000	12.950	11.700	11.700	11.900	12.500	11.550	72.300	2	2	4	2 =	6	3	5
39	Rees Bradbury	Olga	2000	12.350	11.400	10.100	12.000	13.100	12.000	70.950	3	4	6	12	4 =	2	1 =
34	Rafe Brooks	Brighton & Hove	2000	12.150	11.800	11.300	11.700	11.850	12.000	70.800	4	5 =	3	5 =	8 =	6	1 =
42	Gareth Thomas	Pegasus	2000	12.700	10.400	11.400	11.800	12.150	11.600	70.050	5	3	12 =	4	7	4	4
44	Sakyi Acquah	Sapphire	2000	11.850	11.900	11.300	11.500	11.950	11.400	69.900	6	9 =	2	5 =	13 =	5	6
37	Patrick Smith	Hawth	2000	12.150	11.600	11.700	11.500	11.000	11.150	69.100	7	5 =	5	2 =	13 =	8 =	9 =
36	Jordan Colyer	Hawth	2000	11.750	11.300	11.100	11.650	11.700	11.150	68.650	8	11	7 =	7	10 =	7	9 =
33	Alexander Weeks	Baskervilles	2000	12.050	10.600	10.800	12.300	10.500	11.250	67.500	9	7 =	11	10	2	11	8
48	Max Beare	Waveney	2000	11.300	11.300	11.000	12.000	10.650	10.900	67.150	10	14	7 =	8	4 =	10	12
40	Cole Merton	Olga	2000	11.850	11.000	9.700	11.600	10.400	11.350	65.900	11	9 =	9 =	14	12	13	7
43	Thomas Medcraft	Pegasus	2000	11.500	10.400	10.300	11.650	11.000	10.850	65.700	12	13	12 =	11	10 =	8 =	13
38	Marcus Jones	Hawth	2000	12.050	10.300	10.000	11.700	10.450	11.100	65.600	13	7 =	15	13	8 =	12	11
32	William Osborne	Baskervilles	2000	11.700	11.000	9.600	12.100	9.400	10.600	64.400	14	12	9 =	15	3	16	16
41	Harrison Rowe	Pegasus	2000	10.950	9.800	10.900	11.300	10.250	10.400	63.600	15	16	16	9	15 =	14 =	17
35	Callum Barber	Colchester	2000	11.200	10.400	7.300	11.300	10.250	10.650	61.100	16	15	12 =	17	15 =	14 =	14 =
47	Ben Timmins	Tolworth	2000	9.100	8.000	9.400	10.900	9.250	10.650	57.300	17	17	17	16	17	17	14 =

## Pegasus Open Men's Development Competition, 27<sup>th</sup> June 2009

### 1999 Age Group: Final Scores at the end of Round 2

Competitor				Scores							
No	Name	Club	YOB	Floor	Pommel	Rings	Vault	P Bars	Hi Bar	Total	Pos
77	James Lamb	Pegasus	1999	12.650	12.000	12.600	12.550	12.950	12.100	74.850	1
76	Joseph McMorro	Pegasus	1999	13.550	12.300	12.100	11.850	12.100	12.100	74.000	2
66	Daniel Cheung	Baskervilles	1999	12.950	12.200	11.500	11.750	12.200	11.600	72.200	3
67	Sam Budden	Olga	1999	12.850	12.100	10.100	11.850	12.700	11.650	71.250	4
65	Toby Lewis	Baskervilles	1999	13.750	12.100	11.100	11.950	11.850	10.300	71.050	5
72	Michael Fryer	Sapphire	1999	12.350	12.000	11.400	11.800	11.300	11.900	70.750	6
84	Byron Day Rogers	Falcons	1999	12.050	12.100	11.000	11.900	12.450	10.750	70.250	7
80	Peter Ward	Northampton	1999	12.200	11.700	10.900	11.850	12.700	10.850	70.200	8
79	William Cox	Northampton	1999	11.350	11.300	11.200	12.200	11.500	11.250	68.800	9
73	Sam Simmons	Port Regis	1999	12.050	11.900	11.100	11.500	10.550	11.500	68.600	10
74	Tom Calcuth	Pipers Vale	1999	11.700	11.500	10.800	11.650	11.050	11.450	68.150	11
64	Matthew Simonds	Baskervilles	1999	11.300	12.100	11.000	12.250	8.500	12.100	67.250	12
78	Charlie Barker	Northampton	1999	11.350	11.700	10.800	11.850	10.100	11.000	66.800	13
86	Tom Laws	Brighton & Hove	1999	10.550	11.700	10.500	12.300	10.200	11.400	66.650	14
87	Harry Andrews	Baskervilles	1999	10.750	11.300	11.100	11.900	9.500	11.350	65.900	15
69	Carlos Regini Moran	Waveney	1999	12.450	12.000	8.500	11.600	10.250	11.000	65.800	16
81	Joshua Sage	Colchester	1999	10.800	12.000	10.500	11.750	9.000	10.550	64.600	17
71	Thomas Lyndsell	Tolworth	1999	10.400	9.000	11.500	11.950	10.750	10.900	64.500	18
75	Jordan Pirrie	Hawth	1999	10.600	10.600	11.300	11.700	9.400	10.750	64.350	19
85	Harry Leggett	Colchester	1999	11.100	10.300	9.300	11.200	9.950	11.100	62.950	20
83	George Feltham	Falcons	1999	11.600	10.800	9.700	11.500	8.500	10.450	62.550	21
63	Owen Andrews	Baskervilles	1999	11.500	10.800	9.500	11.500	8.950	9.900	62.150	22
82	Dominic Emm	Colchester	1999	10.350	10.800	9.500	10.700	8.000	10.600	59.950	23
62	James Smith	Baskervilles	1999	11.000	11.200	7.300	11.500	7.900	10.200	59.100	24
61	Oliver Paradise	Baskervilles	1999	11.550	9.700	8.500	11.300	6.050	10.300	57.400	25
70	Tickell Jarrett	Tolworth	1999	9.900	7.250	2.000	11.550	7.950	10.750	49.400	26

Under 10 Apparatus Ranking with Tie Break						
FI	PH	Ri	Vt	PB	HB	
5	7 =	1	1	1	1	1 =
2	1	2	9 =	6	1	1 =
3	2	3 =	14 =	5	6	
4	3 =	18	9 =	2 =	5	
1	3 =	8 =	5 =	7	23 =	
7	7 =	5	13	9	4	
9 =	3 =	11 =	7 =	4	17 =	
8	12 =	13	9 =	2 =	16	
15 =	16 =	7	4	8	11	
9 =	11	8 =	20 =	12	7	
11	15	14 =	17	10	8	
17	3 =	11 =	3	21 =	1 =	
15 =	12 =	14 =	9 =	15	13 =	
23	12 =	16 =	2	14	9	
21	16 =	8 =	7 =	17	10	
6	7 =	23 =	18	13	13 =	
20	7 =	16 =	14 =	19	21	
24	25	3 =	5 =	11	15	
22	22	6	16	18	17 =	
18	23	22	25	16	12	
12	19 =	19	20 =	21 =	22	
14	19 =	20 =	20 =	20	26	
25	19 =	20 =	26	23	20	
19	18	25	20 =	25	25	
13	24	23 =	24	26	23 =	
26	26	26	19	24	17 =	

### 1998 Age Group: Final Scores at the end of Round 1

Competitor				Scores								Pos
No	Name	Club	YOB	Floor	Pommel	Rings	Vault	P Bars	Hi Bar	Total	98	
100	Joseph Beretta	Pegasus	1998	12.500	12.000	11.900	12.500	11.450	11.900	72.250	1	
102	Ryan Owen	Falcons	1998	12.350	11.100	12.100	12.300	11.400	11.850	71.100	2	
96	Mitchell Bagley	Sapphire	1998	11.600	11.700	11.100	11.950	11.300	11.450	69.100	3	
92	Max Beatty	Port Regis	1998	11.950	11.950	9.600	12.100	11.900	10.850	68.350	4	
103	Oliver Owen	Olga	1998	11.850	11.400	10.000	12.450	10.650	11.800	68.150	5	
94	Wesley Roper	Pipers Vale	1998	10.450	11.050	11.100	12.400	10.850	11.450	67.300	6	
91	Bill Norris	Port Regis	1998	11.850	11.200	9.900	11.900	10.850	11.100	66.800	7	
99	Joshua Beard	Baskervilles	1998	10.950	10.050	9.700	11.850	9.750	10.800	63.100	8	

Under 11 Apparatus Ranking with Tie Break						
FI	PH	Ri	Vt	PB	HB	
1	1	2	2	1	1	
2	6	1	1	4	2	
6	3	3 =	3 =	6	4 =	
3	2	8	8	5	7	
4 =	4	5	5	2	3	
8	7	3 =	3 =	3	4 =	
4 =	5	6	6	7	6	
7	8	7	7	8	8	







### 1997 Age Group: Final Scores at the end of Round 1

Competitor				Scores								Pos
No	Name	Club	YOB	Floor	Pommel	Rings	Vault	P Bars	Hi Bar	Total	97	
95	Matthew Post	Pipers Vale	1997	12.250	11.900	12.000	12.450	12.350	11.650	72.600	1	
101	Jack Parolin	Waveney	1997	12.550	11.400	11.500	11.950	11.550	11.700	70.650	2	
98	Jacob Prescott	Baskervilles	1997	12.750	10.000	10.600	12.300	11.600	11.050	68.300	3	
93	Jake Boshier	Port Regis	1997	11.500	11.700	10.300	12.300	9.900	11.250	66.950	4	
97	Sean Madigan	Baskervilles	1997	11.300	11.800	9.300	11.700	10.700	11.400	66.200	5	

Under 12 Apparatus Ranking with Tie Break						
FI	PH	Ri	Vt	PB	HB	
3	1	1	1	1	2	
2	4	2	2	4	1	
1	5	3	3	2 =	5	
4	3	4	4	2 =	4	
5	2	5	5	5	3	







# Pegasus Open, Men's Artistic, 27th June 2009

## Final Results: Senior Individual

Pos	Gymnast																Overall
	Pos	No	Name	Club	YOB	Diff	Score	Diff	Score	Diff	Score	Diff	Score	Diff	Score	Total	
1	89	Cameron McKenzie	Huntingdon	1992	5.0	14.000	4.4	13.200	4.5	13.900	5.4	14.600	4.9	13.600	4.3	13.550	82.850
2	78	Grant Gardiner	Woking	1991	4.7	13.400	4.4	12.800	4.5	13.800	6.2	14.850	4.7	13.300	4.9	13.050	81.200
3	75	Anthony Hughes	South Essex	1992	5.2	11.500	4.7	13.100	4.7	14.100	5.4	14.600	4.6	13.250	4.6	12.700	79.250
4	83	Andrew Smith	Notts School	1991	5.5	13.400	4.1	11.550	4.9	13.950	5.8	14.050	4.7	13.100	4.9	11.900	77.950
5	77	Anthony O'Donnell	Hawth	1991	5.0	13.450	3.7	10.950	4.5	13.600	5.4	14.550	4.1	11.700	3.4	11.600	75.850
6	93	Sebastijan Štraus	Maribor	1990	4.9	13.200	3.7	10.200	5.7	13.850	5.8	14.000	4.5	11.300	3.9	11.600	74.150
7	90	Primoz Mauric	Maribor	1992	4.1	12.850	3.3	9.300	3.7	12.150	4.0	13.250	3.9	11.200	1.8	9.750	68.500
8	88	Tom Forster	Basingstoke	1992	4.4	12.200	2.9	11.050	2.7	10.300	4.6	13.950	3.6	10.500	2.2	9.250	67.250
9	76	Tim Gates	Hawth	1988	3.8	11.450	NC	NC	2.6	6.750	4.6	13.650	4.0	11.500	2.5	7.800	51.150
10	87	Peter Sycklemore	Basingstoke	1987	5.0	13.300	4.8	10.550	NC	NC	5.4	14.250	4.6	11.750	NC	NC	49.850
11	91	Jernej Domanjko	Maribor	1989	NC	NC	3.1	9.700	3.6	11.950	NC	NC	2.5	10.500	2.9	9.550	41.700
12	81	David Colvin	Fromeside	1979	NC	NC	4.7	11.850	NC	NC	6.6	15.050	5.5	12.700	NC	NC	39.600
13	92	Srecko Namestnik	Maribor	1990	3.8	11.450	NC	NC	NC	NC	4.2	13.300			1.9	9.500	34.250
14	86	Kieran Behan	Tolworth	1989	NC	NC	NC	NC	5.4	14.800	NC	NC	NC	NC	NC	NC	14.800

Open Apparatus Ranking with Tie Break						
Fi	PH	Ri	Vt	PB	HB	
1	1	4	3 =	1	1	
3	3	6	2	2	2	
9	2	2	3 =	3	3	
4	5	3	7	4	4	
2	7	7	5	7	5	
6	9	5	8	9	6	
7	11	8	12	10	7	
8	6	10	9	12	10	
10 =		11	10	8	11	
5	8		6	6		
	10	9		11	8	
	4		1	5		
10 =			11		9	
		1				







## Final Results: Under 10 Individual

Pos	Gymnast																Overall
	U 10	No	Name	Club	YOB	Diff	Score	Diff	Score	Diff	Score	Diff	Score	Diff	Score	Total	
1	20	Loukas Jones	Leeds	1999	4.2	13.000	3.0	12.050	1.9	10.750	3.8	12.700	3.3	12.550	2.2	11.450	72.500
2	37	Hayden Skinner	South Essex A	2000	3.9	12.250	3.0	11.250	2.5	10.800	3.0	12.150	3.3	11.200	1.2	6.700	64.350
3	36	Charles Adeleke	Sapphire	2000	3.6	12.500	2.4	9.250	1.9	10.900	3.0	12.500	3.0	11.950	1.4	7.000	64.100
4 =	41	Dominic Hodnett	South Essex A	1999	3.7	11.400	3.0	11.300	1.9	10.500	3.0	12.000	3.3	11.800	1.2	6.450	63.450
4 =	68	Sam Morey	Tolworth A	1999	3.5	12.350	1.8	9.750	1.9	11.100	3.0	12.550	2.4	11.050	1.2	6.650	63.450
6	12	Joshua Nathan	Notts School A	1999	3.8	12.300	2.0	10.650	2.0	10.600	3.0	11.950	3.2	11.600	1.2	4.100	61.200
7	33	Callum Sims	Dynamo A	1999	3.7	12.950	2.3	10.000	1.9	10.850	3.0	11.500	2.5	12.000	1.2	3.700	61.000
8	13	Rhys McClenaghan	Salto	1999	3.8	11.400	3.0	10.200	2.3	10.000	3.0	12.100	3.4	9.850	1.7	7.150	60.700
9	18	Gus Fidler	Hawth A	1999	3.7	12.400	2.3	9.800	1.8	10.750	3.0	12.100	2.9	11.500	0.6	0.600	57.150
10	65	Toby Payne	Basingstoke	1999	3.8	12.500	1.8	6.700	1.8	10.650	3.0	12.100	3.1	11.500	1.2	3.650	57.100
11	45	Billy Nuttall	Fromeside A	2000	3.3	11.750	1.2	5.900	1.8	10.100	3.0	11.700	2.9	10.950	1.2	6.200	56.600
12	69	Ben George	Tolworth A	1999	3.0	11.850	1.8	10.000	1.9	10.750	3.0	12.000	2.3	10.900	0.6	0.600	56.100
13	71	Morgan Jones	Tolworth	2000	3.0	11.800	1.8	8.800	1.9	10.550	3.0	12.250	1.9	9.450	0.6	0.600	53.450
14	70	Ben Thompson	Tolworth A	1999	3.4	12.000	1.7	6.400	1.9	11.000	3.0	11.950	2.4	10.750	0.6	0.600	52.700
15	40	Vittorio Nuzzo	South Essex A	1999	3.7	12.050	2.3	9.450	1.9	10.450	3.0	11.850	2.0	4.950	1.2	2.400	51.150
16	63	Nicholas Harvey	Ellan Vannin A	1999	3.5	10.250	1.7	6.800	1.8	10.550	3.4	11.950	2.8	10.500	0.6	0.600	50.650
17	46	Nicholas Thorne	Fromeside A	2000	3.3	11.800	1.0	2.950	1.8	10.050	3.0	12.150	2.8	8.900	0.6	0.600	46.450
18	34	Morgan Ling	Dynamo	1999	3.7	11.900	1.0	2.800	1.9	10.650	3.0	12.150	2.4	7.100	0.6	0.600	45.200
19	44	Luke Elliott	Fromeside A	2000	3.0	11.950	0.6	0.600	1.8	10.100	3.0	11.800	2.2	5.700	0.6	0.600	40.750
20	47	Sebastian Murphy	Fromeside A	2001	3.5	10.200	1.0	1.900	1.7	5.950	3.0	11.300	1.6	3.300	0.6	0.600	33.250
21	55	Joe Gillick	Earls	2000	3.1	12.100	NC	NC	NC	NC	3.0	12.000	NC	NC	NC	NC	24.100
22	56	Donell Osbourne	Earls	2000	3.1	12.200	NC	NC	NC	NC	3.0	11.450	NC	NC	NC	NC	23.650

Under 10 Apparatus Ranking with Tie Break						
Fi U1	PH U	Ri U1	Vt U	PB U	HB U	
1	1	7 =	1	1	1	
8	3	5	5 =	8	4	
3	11	3	3	3	3	
19	2	14	11 =	4	6	
6	9	1	2	9	5	
7	4	11	14 =	5	8	
2	7	4	20	2	9	
20	5	19	8 =	14	2	
5	8	6	8 =	6	12 =	
4	14	9	8 =	7	10	
18	16	16 =	19	10	7	
15	6	7 =	11 =	11	12 =	
16	12	13	4	15	12 =	
12	15	2	14 =	12	12 =	
11	10	15	17	19	11	
21	13	12	16	13	12 =	
17	17	18	5 =	16	12 =	
14	18	10	5 =	17	12 =	
13	20	16 =	18	18	12 =	
22	19	20	22	20	12 =	
10			11 =			
9			21			

## Pegasus Open, Men's Artistic, 27th June 2009

### Under 12 Team Scores

Pos	Team							TOTAL
1	Waveney & Pipers Vale A	52.250	41.750	46.400	53.250	50.550	44.600	288.800
2	Baskervilles A	48.000	45.100	43.300	51.450	44.900	36.300	269.050
3	Dynamo A	51.350	40.650	44.400	51.100	47.650	30.500	265.650
4	Notts School A	50.300	38.300	41.450	47.850	49.300	37.700	264.900
5	South Essex A	49.550	45.100	43.950	48.250	46.150	31.400	264.400
6	Tolworth A	49.300	42.800	44.900	50.000	45.050	26.900	258.950
7	Hawth A	48.950	42.200	43.200	49.650	46.500	18.650	249.150
8	Huntingdon A	49.500	31.350	36.600	49.000	45.050	29.800	241.300
9	Ellan Vannin A	44.600	28.150	37.200	47.600	35.750	11.500	204.800
10	Froreside A	46.950	13.600	36.650	47.550	29.350	8.000	182.100

# Pegasus Open, Men's Artistic, 27th June 2009

## Final Results: Under 12 Individual

Pos	Gymnast				■		🔫		🔗		⌚		⌚		🏊		Overall
	U 12	No	Name	Club	YOB	Diff	Score	Diff	Score	Diff	Score	Diff	Score	Diff	Score	Total	
1	38	Brinn Bevan	South Essex A	1997	4.9	13.600	4.1	12.050	3.9	12.200	4.0	12.250	4.8	12.200	2.7	11.450	73.750
2	66	Jack Neill	Tolworth A	1997	3.7	12.700	4.1	12.600	2.2	11.600	4.0	13.350	3.5	12.350	2.0	11.050	73.650
3	4	Giarnni Regini-Moran	Waveney & Pipers Vale A	1998	4.8	12.850	3.1	10.550	2.7	11.800	4.6	13.600	4.3	12.900	2.1	11.600	73.300
4	58	Harry Caulwell	Earls	1998	3.8	12.900	2.0	11.100	2.4	11.800	4.6	13.650	3.3	11.750	2.3	11.500	72.700
5	3	Tommy Nicolaou	Waveney & Pipers Vale A	1998	4.3	13.550	2.6	9.350	3.5	12.250	4.6	13.750	3.9	12.600	2.1	11.050	72.550
6	2	Declan Ayers	Waveney & Pipers Vale A	1997	4.1	12.700	3.7	12.100	2.5	11.150	3.8	12.800	3.8	12.750	2.0	10.850	72.350
7	51	Harrison Cooper Lewis	Huntingdon A	1997	3.9	12.800	3.6	12.650	1.9	11.400	3.8	11.800	3.4	12.200	2.1	11.250	72.100
8	30	Charlie Howard	Dynamo A	1997	4.2	13.050	2.3	10.400	3.1	11.950	4.0	13.000	3.6	12.000	2.6	11.400	71.800
9	52	William Mas	Huntingdon A	1997	3.9	12.600	3.0	10.950	2.0	11.550	3.8	12.700	3.5	12.350	2.1	11.250	71.400
10	10	Hamish Carter	Notts School A	1998	4.1	12.800	3.2	10.800	2.6	10.500	4.0	12.000	4.5	13.300	2.3	11.400	70.800
11	23	Harry Wall	Baskervilles A	1997	4.1	12.750	3.2	11.900	2.4	10.800	4.2	13.450	3.2	11.600	2.0	10.200	70.700
12	1	Adam Steele	Waveney & Pipers Vale A	1997	4.0	13.150	2.6	9.750	2.2	11.200	4.0	13.100	3.8	12.300	2.1	11.100	70.600
13	42	Igor Takac	Slovakia	1997	4.2	12.700	2.4	10.800	2.5	11.250	3.0	12.000	3.5	12.300	2.4	10.350	69.400
14	29	Charlie Smith	Dynamo A	1997	3.9	12.650	2.7	10.350	2.0	10.600	3.0	12.050	3.6	11.950	2.2	11.050	68.650
14 =	49	Callum Lelliott	B & H	1997	3.4	12.200	3.2	12.000	2.1	10.400	3.0	12.250	3.3	10.500	2.3	11.300	68.650
16	6	Miki Chu	Woking	1997	3.8	12.400	3.4	10.300	2.3	10.200	4.2	12.800	3.3	12.150	2.0	10.650	68.500
17	21	Jake Morris	Baskervilles A	1997	4.3	11.400	3.3	12.000	2.4	10.900	3.8	11.850	3.2	11.650	1.9	10.000	67.800
18	35	Oliver Brown	Rotherham	1997	4.2	12.900	2.3	10.100	1.8	10.400	3.8	13.050	3.3	11.800	1.9	8.600	66.850
19	61	Tony Deuchars	Ellan Vannin A	1998	3.8	11.600	3.0	11.050	2.3	10.250	3.8	11.700	3.1	11.050	1.9	10.300	65.950
20	22	George Brown	Baskervilles A	1997	4.2	12.000	2.3	10.450	2.3	10.500	4.0	12.350	3.0	10.750	1.9	9.700	65.750
21	16	Daniel Lee	Hawth A	1998	3.6	12.450	2.3	11.000	2.2	10.200	3.0	12.100	3.0	12.000	1.7	7.600	65.350
22	7	Tobias Brewer	Woking	1998	3.7	13.150	3.0	10.600	2.2	11.100	3.0	12.350	3.4	12.000	1.3	5.450	64.650
23	67	Hector Kennedy Dyson	Tolworth A	1997	3.7	12.250	2.3	10.450	2.1	11.200	3.0	12.100	3.0	9.850	1.6	8.600	64.450
24	11	Andrew Plant	Notts School A	1998	3.6	12.600	1.9	9.450	1.8	10.000	3.0	11.500	3.1	12.250	1.8	8.150	63.950
25	14	Max Hayes	Hawth A	1997	3.8	11.750	2.6	10.900	2.2	10.850	3.8	12.800	3.0	11.450	1.3	5.300	63.050
26	39	Jack Milham	South Essex A	1998	3.9	11.650	2.3	10.500	2.5	9.450	3.0	11.600	3.2	10.950	1.2	6.800	60.950
27	5	Henry Howe	Waveney & Pipers Vale A	1998	4.1	12.600	1.2	6.950	2.1	10.150	4.0	12.150	3.2	11.150	1.7	7.900	60.900
28	8	Tom Orridge	Notts School A	1997	3.7	12.600	1.8	6.600	1.8	10.350	3.0	10.950	3.1	12.150	1.8	8.200	60.850
29	32	Brandon Boutcher	Dynamo A	1998	3.8	11.550	2.3	9.350	2.2	11.000	3.8	13.100	2.5	11.400	0.8	4.350	60.750
30	28	Thomas Vhulpe	Kunstturnvereinigung	1998	3.9	11.850	1.4	7.000	2.1	11.400	3.0	12.000	2.4	7.550	2.0	10.900	60.700
31	53	Benji Eyre	Huntingdon A	1998	3.7	12.400	1.1	4.700	1.9	11.200	3.0	12.350	3.4	12.600	1.4	7.300	60.550
32	24	Craig Hutchison	Baskervilles A	1998	3.7	11.850	3.0	10.750	2.3	10.350	4.2	13.200	3.0	10.900	1.3	3.100	60.150
33	26	Mike van Der Weck	Kunstturnvereinigung	1998	3.7	10.800	1.4	7.200	2.0	11.100	3.8	12.600	2.7	9.350	1.6	8.800	59.850
34	64	Ryan Hoppood	Basingstoke	1998	4.2	11.600	2.3	10.150	1.9	10.800	3.8	11.900	3.2	11.450	0.8	3.850	59.750
35	25	Wilson Skyrme	Baskervilles A	1998	3.9	11.300	2.3	9.100	2.2	11.100	4.2	12.450	2.3	8.850	1.7	6.400	59.200
36	15	Ben Vye-Parminter	Hawth A	1998	3.7	11.450	3.3	10.500	2.1	11.200	3.0	12.350	2.8	10.800	1.2	2.700	59.000
37	17	Lewis McKelvie	Hawth A	1998	3.6	12.350	2.3	8.850	2.1	10.400	3.0	12.400	2.9	11.550	1.2	3.050	58.600
38	31	Milo Taylor	Dynamo A	1997	3.6	12.700	2.3	9.900	1.9	10.400	3.8	12.950	2.5	11.700	0.6	0.600	58.250
39	9	Luke Pearce	Notts School A	1997	3.6	12.050	1.8	7.400	1.8	9.450	3.0	12.400	0.0	0.000	2.0	9.950	51.250
40	60	Callum Smithies	Ellan Vannin A	1997	3.6	10.800	1.7	7.200	1.9	10.450	3.0	12.300	2.9	9.050	0.6	0.600	50.400
41	50	Jacob Parkin	B & H	1998	3.3	11.550	1.0	3.150	1.8	10.550	3.0	11.900	3.0	11.000	0.6	0.600	48.750
42	43	Jakub Vasko	Slovakia	1998	3.1	11.400	1.7	7.150	1.8	11.000	2.0	10.150	1.5	6.700	1.0	1.300	47.700
43	27	Leon Verseck	Kunstturnvereinigung	1998	NC	NC	2.0	10.250	2.9	11.550	NC	NC	3.7	11.850	2.7	10.500	44.150
44	54	Jacob Taylor	Huntingdon A	1998	3.1	11.700	1.0	3.050	0.7	2.450	3.0	12.150	1.9	7.900	NC	NC	37.250
45	48	Kai Greaves-Lugo	Fromeside A	1998	3.0	11.450	1.0	2.850	1.7	6.400	3.0	11.900	1.5	3.800	0.6	0.600	37.000
46	62	Daniel Isherwood	Ellan Vannin A	1998	3.2	11.150	1.0	3.100	1.7	5.950	3.0	11.150	1.1	1.200	NC	NC	32.550
47	59	Nicholas Collister	Ellan Vannin A	1997	3.1	11.050	1.0	2.150	1.0	2.350	3.0	11.650	2.2	5.150	NC	NC	32.350
48	57	Richard Harrison	Earls	1997	3.2	11.850	NC	NC	NC	NC	3.0	12.150	NC	NC	NC	NC	24.000

Under 12 Apparatus Ranking with Tie Break					
FI	PH	Ri	Vt	PB	HB
1	4	2	26	12	3
13	2	6	5	6 =	10
8	17	5	3	2	1
6	8	4	2	21	2
2	32	1	1	5	11
14	3	16	12 =	3	14
9	1	9	40	11	7 =
5	22	3	10	17	5
19	11	7	15	6 =	7 =
10	14	29	35	1	4
11	7	25	4	24	19
4	29	15	8	9	9
15	13	11	33 =	8	17
16	23	26	32	18	12
26	5	33 =	25	36	6
23	24	39	14	14	15
42	6	22	39	23	20
7	27	31	9	20	25
35	9	37	41	30	18
28	20 =	28	23	35	22
21	10	38	30 =	15	29
3	16	18 =	20 =	16	33
25	20 =	13 =	30 =	37	24
17	30	41	44	10	27
32	12	23	12 =	26	34
34	18	43	43	32	31
20	40	40	29	29	28
18	41	35	46	13	26
38	31	21	7	28	35
31	39	10	33 =	42	13
22	42	12	20 =	4	30
30	15	36	6	33	37
47	36	17	16	38	23
36	26	24	38	27	36
43	33	18 =	17	40	32
40	19	13 =	20 =	34	39
24	34	33 =	18 =	25	38
12	28	32	11	22	41 =
27	35	42	18 =	21	
46	37	30	24	39	41 =
37	43	27	36 =	31	41 =
41	38	20	47	43	40
	25	8		19	16
33	45	46	27 =	41	
39	46	44	36 =	45	41 =
44	44	45	45	46	
45	47	47	42	44	
29			27 =		

## Pegasus Open, Men's Artistic, 27th June 2009

### Final Results: Under 14

Gymnast				■		⚔		🏸		⚖		🏋️		🏊		Overall		Apparatus Ranking after count back					
No	Name	Club	YOB	Diff	Score	Diff	Score	Diff	Score	Diff	Score	Diff	Score	Diff	Score	Total	Pos	FI	PH	Ri	Vt	PB	HB
114	Courtney Tulloch	Pegasus	1995	4.8	13.400	3.6	11.500	5.1	14.300	4.6	14.200	4.4	13.500	3.5	12.550	79.450	1	2	6	1	1	1	2
117	Anthony Wise	South Essex	1995	5.1	13.950	4.6	13.400	4.3	11.850	5.4	13.200	4.3	13.150	4.0	12.800	78.350	2	1	2	8	9	3	1
120	Matthew Liddiard	Notts School	1996	4.2	13.150	3.9	12.200	3.4	12.700	4.6	13.700	4.9	13.350	2.8	11.700	76.800	3	4	4	3	2	2	7
115	James Hall	Pegasus	1995	4.8	13.250	4.4	12.850	3.1	12.300	4.0	13.000	4.3	11.700	3.6	12.250	75.350	4	3	3	5	12	13	5
129	Tom Defina	Woking	1995	4.1	12.400	4.7	13.450	3.6	12.400	3.8	13.200	3.7	12.850	2.6	10.750	75.050	5	10	1	4	7	4	12
116	Andrew Tucker	South Essex	1995	4.8	12.000	4.4	9.800	4.5	13.250	4.6	13.100	4.6	12.300	3.8	12.450	72.900	6	19	14	2	11	9	3
134	Connor Brooks	Woking	1996	4.4	12.100	3.7	11.050	2.5	11.350	4.6	13.600	4.0	12.300	2.7	11.500	71.900	7	15	9	11	4	8	9
111	Daniel Fox	Tolworth	1996	3.6	12.600	3.1	11.250	2.9	11.100	3.8	13.200	4.0	12.050	1.9	10.750	70.950	8	6	7	13	7	10	11
123	Sam Woodford	Notts School	1995	4.4	11.800	3.0	11.000	2.8	12.050	4.6	12.600	3.7	12.500	2.5	9.900	69.850	9	22	10	6	14	5	19
103	Gabriel Hannah	Pipers Vale	1995	4.1	12.500	4.0	11.750	2.7	10.150	4.6	13.700	3.6	11.550	2.7	10.050	69.700	10	8	5	20	2	15	15
104	Jordan Lawrence	Pipers Vale	1996	4.1	12.200	2.9	9.700	2.2	11.050	4.0	12.400	3.3	12.300	2.9	11.850	69.500	11	12	15	14	17	6	6
126	Clark Gould	Waveney	1996	3.9	12.500	3.0	10.600	1.9	9.900	3.8	12.800	3.7	12.300	2.5	11.150	69.250	12	7	11	21	13	7	10
105	Geoff Bethell	Pipers Vale	1996	3.1	12.000	2.9	9.650	2.4	10.750	3.0	12.200	2.9	11.150	1.8	9.900	65.650	13	16	16	16	21	16	18
101	Jan Spajs	Slovakia	1995	4.1	12.850	2.4	4.750	2.3	11.750	3.0	12.400	3.0	11.850	2.3	10.650	64.250	14	5	18	9	16	12	13
118	Jacson Curtis	Notts School	1995	4.1	12.000	3.3	10.600	2.3	6.650	4.0	13.400	2.7	9.400	2.1	10.600	62.650	15	18	12	23	5	23	14
124	Harry Bushby	Hawth	1995	3.3	11.900	2.0	2.500	2.1	10.250	3.0	12.300	2.8	10.200	2.1	10.000	57.150	16	20	21	19	19	21	16
121	Isaac Glenn	Notts School	1996	4.0	9.900	2.0	2.800	2.2	10.400	4.0	12.000	2.9	10.350	2.2	9.950	55.400	17	23	20	18	25	19	17
102	Simon Fejes	Slovakia	1996	4.2	12.450	1.6	4.450	2.3	11.200	3.0	12.200	2.9	12.000	1.5	2.600	54.900	18	9	19	12	21	11	23
127	Henry Mantel	Basingstoke	1996	4.0	12.150	2.9	11.050	2.2	6.650	3.8	13.100	3.8	11.000	0.9	0.900	54.850	19	13	8	22	10	17	25
113	Adam Deans	Pegasus	1996	3.8	12.000	2.7	6.100	2.1	10.500	3.0	12.200	2.9	10.350	0.8	1.600	52.750	20	17	17	17	21	19	24
108	Reece Hackett	Earis	1995	4.7	12.350	1.9	1.900	2.3	10.800	4.6	13.300	0.0	0.000	2.4	8.650	47.000	21	11	22	15	6		20
119	Joshua Avallone	Notts School	1995			3.1	10.000	2.0	6.550	3.8	12.300	3.6	9.850	1.7	4.900	43.600	22		13	24	20	22	21
128	Cameron Jones	Basingstoke	1996	4.0	12.150	NC	NC			3.8	11.700	3.5	10.750	1.7	4.700	39.300	23	13			26	18	22
130	Drew Clark	Woking	1995			NC	NC	2.7	11.850	3.0	12.500	NC	NC	2.4	11.550	35.900	24			7	15		8
112	James Owen	Pegasus	1996	4.0	11.850	0.0	0.000	1.9	5.750	3.0	12.100	0.0	0.000	NC	NC	29.700	25	21			25	24	
109	Thomas Booth-Amos	Earis	1996	NC	NC	NC	NC	2.0	5.500	4.0	12.400	3.3	11.550			29.450	26			26	17	14	
132	Bradley McBride	Woking	1995			NC	NC	2.5	11.500	NC	NC	NC	NC	3.3	12.300	23.800	27			10			4

### Final Results: Under 16

Gymnast				■		⚔		🏸		⚖		🏋️		🏊		Overall		Apparatus Ranking after count back					
No	Name	Club	YOB	Diff	Score	Diff	Score	Diff	Score	Diff	Score	Diff	Score	Diff	Score	Total	Pos	FI	PH	Ri	Vt	PB	HB
142	Thomas Gibbs	Heathrow	1994	4.6	13.100	4.4	11.850	4.5	13.900	4.6	14.000	4.6	11.900	3.9	12.250	77.000	1	3	1	2	2	4	1
145	Alex Brailsford	Huntingdon	1993	4.4	12.950	3.5	10.950	4.3	13.500	5.4	14.600	4.2	11.650	3.7	11.800	75.450	2	5	5	3	1	6	2
149	Ivan Vargovsky	Slovakia	1994	4.3	13.250	3.8	10.800	3.0	12.300	4.6	13.800	3.5	11.850	2.5	11.000	73.000	3	1	6	4	4	5	6
155	Christopher O'Connor	Tolworth	1993	3.9	12.650	3.0	11.450	3.8	12.000	4.6	13.800	3.8	11.400	1.9	10.800	72.100	4	7	2	5	4	8	7
148	Michal Kiss	Slovakia	1994	4.3	13.100	3.2	11.250	2.1	11.050	4.0	13.000	3.4	11.100	2.5	11.050	70.550	5	2	2	3	6	9	5
159	Adam Davies	Basingstoke	1994	4.2	12.250	1.7	8.400	2.1	10.950	4.6	13.500	3.8	12.000	2.4	11.150	68.250	6	10	11	7	7	2	4
157	Archie Kennedy Dyson	Tolworth	1994	3.6	12.350	2.8	8.050	2.0	10.600	4.6	12.800	3.0	11.400	1.9	10.800	66.000	7	9	12	11	12	7	7
150	Peter Horn	Slovakia	1993	3.6	11.700	2.3	9.600	1.9	10.800	3.0	12.500	2.4	10.650	2.1	10.200	65.450	8	12	8	9	13	12	10
153	Joel Burch	Pegasus	1993	4.2	12.550	2.8	5.250	2.5	9.750	4.0	13.000	3.4	10.900	2.6	11.350	62.800	9	8	13	13	9	11	3
154	Matthew O'Connor	Salto	1994	3.1	11.300	2.8	9.400	2.0	10.150	3.8	11.500	3.1	10.900	2.4	8.350	61.600	10	13	9	12	15	10	12
141	Andrew Berndes	Fromeside	1994	3.5	11.300	3.0	9.950	1.7	5.200	3.8	12.500	3.1	9.000	2.0	9.250	57.200	11	14	7	15	14	13	11
146	Joshua Goddard	Huntingdon	1994	3.7	12.150	2.0	4.450	1.8	10.900	3.8	12.900	3.1	11.950	1.1	3.600	55.950	12	11	14	8	11	3	13
158	Ross Morey	Tolworth	1994			1.3	8.750	1.7	10.700	NC	NC	3.3	12.050	1.9	10.250	41.750	13		10	10		1	9
160	Nathanael Fittro	Notts School	1993	5.0	12.800	NC	NC	4.8	14.250	5.4	13.900	NC	NC	NC	NC	40.950	14	6			1	3	
152	Zan Zunko	Maribor	1993	4.4	13.000	3.9	11.050	NC	NC	4.6	13.700	NC	NC	NC	NC	37.750	15	4	4		6		
143	Charlie St Leger	Heathrow	1994			2.7	3.500	2.2	5.350	4.6	13.100	NC	NC	NC	NC	21.950	16			15	14	8	

# Pegasus Open : Women's Artistic, Sunday 28th June 2009

## Pegasus Open: Final Positions for 2000 Age Group

Gymnast			I		I 2		I	H		T		■		Overall		Apparatus Ranking after count back								
No	Name	Club	SV	Score	SV	Vau	Score	V	Final	SV	Score	SV	Score	SV	Score	Total	Pos	Vt	Ba	Be	Fl			
18	Tamara Ballancore	Summerfields	3.5	12.200	3.5		12.900		13.200	3.1	12.100	3.2	11.550	3.3	12.533	49.383	1	1	10	=	1			
19	Tori Still	Colchester	3.5	12.950	3.5		12.950		12.950	3.1	11.300	3.2	11.950	3.2	12.200	48.400	2	2	=	3	4	5		
5	Eve Hudson	Meapa	3.5	12.500	3.5		12.300		12.500	3.1	11.150	3.3	12.200	3.2	12.333	48.183	3	12	=	6	=	1	3	
23	Beth-Annie Frewins	Colchester	3.5	12.450	3.5		12.300		12.450	3.1	11.200	3.2	11.900	3.2	12.000	47.550	4	14		4	=	5	7	
9	Yasmin Hamilton-Giles	Basingstoke	3.5	12.950	3.5		12.950		12.950	3.1	11.000	3.2	12.000	3.2	11.500	47.450	5	2	=	12		2	=	22
34	Georgia Turvey	Aspire	3.5	12.600	3.5		12.750		12.750	3.1	11.050	3.2	11.350	3.3	12.300	47.450	5	7	=	9	=	12	4	
6	Milli Wilson	Meapa	3.5	12.950	3.5		12.700		12.950	3.1	11.200	2.8	10.800	3.2	12.400	47.350	7	2	=	4	=	19	2	
31	Josie Griffiths	Pegasus	3.5	12.750	3.5		12.600		12.750	3.1	11.150	2.7	11.550	3.2	11.666	47.116	8	7	=	6	=	9	15	
29	Jessica Parr	Pegasus	3.5	12.100	3.5		12.400		12.400	3.1	11.050	3.2	11.300	3.2	12.000	46.750	9	15	=	9	=	13	7	
21	Harriet Clifford	Colchester	3.5	12.250	3.5		12.400		12.400	3.1	11.050	3.2	11.550	3.2	11.700	46.700	10	15	=	9	=	10	=	14
28	Lola Cooper	Pegasus	3.5	12.300	3.5		12.250		12.300	3.1	10.950	3.2	11.750	3.2	11.633	46.633	11	19	=	13	=	6	16	
27	Sophie Scott	Leatherhead & Dork	3.5	12.200	3.5		12.400		12.400	3.1	11.400	3.3	11.200	3.2	11.600	46.600	12	15	=	2		16	18	
4	Marnie Taylor	Meapa	3.5	12.650	3.5		12.700		12.700	3.1	10.950	3.3	10.850	3.2	11.866	46.366	13	9		13	=	18	9	
1	Eliesh Keene	Meapa	3.5	12.700	3.5		12.800		12.800	3.1	9.700	3.2	12.000	3.2	11.500	46.000	14	6		29	=	2	=	22
30	Katie Cornwell	Pegasus	3.5	12.000	3.5		12.100		12.100	3.1	10.900	3.2	11.250	3.2	11.600	45.850	15	26	=	15		14	=	18
22	Leah Mansfield	Colchester	3.5	12.400	3.5		12.300		12.400	3.1	10.650	3.2	10.650	3.2	12.133	45.833	16	15	=	17		22	=	6
10	Alsia Wilson	Huntingdon	3.5	12.100	3.5		12.000		12.100	3.1	10.550	3.3	11.750	3.2	11.233	45.633	17	26	=	18	=	7	=	27
2	Melissa Collins	Meapa	3.5	12.600	3.5		12.400		12.600	3.1	9.500	3.3	11.750	3.2	11.733	45.583	18	10	=	31		7	=	12
26	Lauren O'Connor	Waterside	3.5	12.200	3.5		12.150		12.200	3.1	10.350	3.2	11.050	3.2	11.733	45.333	19	23	=	20	=	17	12	
3	Jade Dapalma-Gomes	Meapa	3.5	12.850	3.5		12.900		12.900	3.1	9.700	3.2	10.700	3.2	11.866	45.166	20	5		29	=	21	9	
20	Sophie Clinch	Colchester	3.5	12.000	3.5		11.900		12.000	3.1	10.550	3.2	10.650	3.2	11.500	44.700	21	30		18	=	22	=	22
14	Anna Baird	Huntingdon	3.5	11.800	3.5		11.700		11.800	3.1	10.100	3.2	11.250	3.2	11.133	44.283	22	32	=	23	=	14	=	28
32	Amy Mullins	Pegasus	3.5	11.900	3.5		11.850		11.900	3.1	10.750	3.3	10.500	2.7	11.066	44.216	23	31		16		24	30	
33	Megan Horner	Aspire	3.5	12.600	3.5		12.450		12.600	3.1	8.550	3.2	10.750	3.3	11.800	43.700	24	10	=	34		20	11	
24	Jessica Wells	Waterside	3.5	11.750	3.5		11.650		11.750	3.1	10.150	3.2	9.850	3.2	11.633	43.383	25	34		22		26	=	16
12	Ellie Curtis	Huntingdon	3.5	12.200	3.5		12.300		12.300	3.1	9.950	3.2	9.850	3.2	11.133	43.233	26	19	=	25		26	=	28
11	Hannah Morris	Huntingdon	3.5	12.250	3.5		12.000		12.250	3.1	11.100	2.7	8.150	3.2	11.600	43.100	27	22		8		33	18	
8	Lydia Doyle	Basingstoke	3.5	12.200	3.5		11.900		12.200	3.1	9.900	2.7	10.100	3.2	10.833	43.033	28	23	=	26		25	32	
25	Calla Kingswell	Waterside	3.5	11.700	3.5		11.800		11.800	3.1	9.800	2.7	9.350	3.2	11.533	42.483	29	32	=	27	=	29	21	
7	Ashley Preston	Basingstoke	3.5	12.000	3.5		12.100		12.100	3.1	9.800	2.7	9.550	3.2	11.000	42.450	30	26	=	27	=	28	31	
15	Phillipa Parr	Waveney	3.5	12.200	3.5		12.500		12.500	3.1	9.300	2.7	9.150	3.2	11.466	42.416	31	12	=	32		31	25	
16	Nyves Paradot	Waveney	3.5	12.100	3.5		12.000		12.100	3.1	10.100	2.7	9.300	3.2	10.800	42.300	32	26	=	23	=	30	33	
13	Olivia Littlewood	Huntingdon	3.5	12.150	3.5		12.050		12.150	3.1	10.350	2.7	8.900	3.2	10.466	41.866	33	25		20	=	32	34	
17	Farrah Daines	Waveney	3.5	12.300	3.5		12.050		12.300	3.1	8.950	2.1	8.100	3.2	11.466	40.816	34	19	=	33		34	25	

# Pegasus Open : Women's Artistic, Sunday 28th June 2009

## Pegasus Open: Final Positions for 2000 Age Group

Gymnast			I 1		I 2		I	H		T		■		Overall		Apparatus Ranking after count back				
No	Name	Club	SV	Val	Score	V	SV	Score	SV	Score	SV	Score	SV	Score	Total	Pos	Vt	Ba	Be	Fl
47	Sasha Winton	Phoenix	3.5	12.700	3.5	12.900	12.900	3.3	12.200	3.4	11.600	3.6	12.033	48.733	1	4	1	4	4	
59	Megan Nathan	Pegasus	3.5	12.800	3.5	12.850	12.850	3.1	11.450	3.2	12.200	3.3	11.833	48.333	2	5 =	5	1	5	
46	Harriet Moore	Phoenix	3.5	12.700	3.5	12.800	12.800	3.3	12.150	3.3	11.450	3.3	11.500	47.900	3	8	2	5 =	8	
65	Charlotte Summers	Horsham	3.5	13.100	3.5	13.200	13.200	3.1	11.500	3.3	11.000	3.3	12.033	47.733	4	1	4	12	3	
60	Emily Smith	Pegasus	3.5	12.700	3.5	12.850	12.850	3.1	11.350	3.3	11.250	3.3	12.266	47.716	5	5 =	8 =	11	1	
48	Annalise Evans	Phoenix	3.5	12.950	3.5	13.050	13.050	3.3	12.000	3.5	9.950	3.6	12.266	47.266	6	3	3	28	2	
66	Jessica Turnbull	Horsham	3.5	12.600	3.5	12.700	12.700	3.2	10.750	3.4	12.100	3.3	11.700	47.250	7	10 =	27	2	6	
64	Chloe Francis	Horsham	3.5	13.100	3.5	12.900	13.100	3.1	11.100	3.3	11.300	3.3	11.600	47.100	8	2	14	9 =	7	
76	Jazmin Clark	1066	3.5	12.600	3.5	12.750	12.750	3.0	10.850	3.2	10.750	3.2	11.433	45.783	9	9	19	16	9	
61	Leia Desseaux	Pegasus	3.5	12.400	3.5	12.400	12.400	3.1	11.250	3.3	11.700	2.1	10.266	45.616	10	16	11 =	3	29	
58	Lauren Campbell	Meapa	3.5	12.700	3.5	12.500	12.700	3.1	10.850	3.3	10.650	3.3	11.100	45.300	11	10 =	20 =	19	13	
53	Maisie McElmay	Waveney	3.5	12.500	3.5	12.200	12.500	3.3	11.400	3.3	10.400	3.2	10.933	45.233	12	12 =	7	22	18	
62	Jessica Meadway	Pegasus	3.5	12.200	3.5	12.000	12.200	3.1	10.950	3.2	11.300	2.7	10.766	45.216	13	20 =	17	8	20	
56	Scarlett Howell	Meapa	3.5	12.100	3.5	12.200	12.200	3.1	10.650	3.3	11.300	3.2	10.900	45.050	14	20 =	29 =	9 =	19	
68	Amy Read	Leeds	3.5	12.050	3.5	11.950	12.050	3.1	11.400	3.2	10.900	2.1	10.500	44.850	15	25 =	6	14	24 =	
55	Jordan Thompson	Meapa	3.5	12.450	3.5	12.100	12.450	3.1	11.250	2.8	10.100	2.8	11.033	44.833	16	15	11 =	25	15	
57	Rio Baker	Meapa	3.5	12.000	3.5	11.800	12.000	3.1	10.850	3.3	11.450	2.1	10.500	44.800	17	27	20 =	5 =	24 =	
49	Amy Lee Sui	Basingstoke	3.5	12.350	3.5	12.500	12.500	3.1	10.750	3.3	10.000	3.2	11.400	44.650	18	12 =	24 =	27	10	
75	Libbie Begbie	Summerfields	3.5	11.250	3.5	11.650	11.650	3.1	11.300	3.2	10.550	2.6	11.066	44.566	19	34 =	10	20	14	
41	Lucy Hawkins	Waterside	3.5	12.150	3.5	11.850	12.150	3.1	10.750	3.2	11.400	2.7	10.200	44.500	20	24	24 =	7	30	
54	Lauren Mayhew	Waveney	3.5	12.750	3.5	12.850	12.850	3.1	11.050	2.8	9.600	3.3	10.966	44.466	21	5 =	15 =	31	17	
70	Lucy Ormondroyd	Leeds	3.5	12.400	3.5	12.500	12.500	3.1	10.900	3.2	10.500	2.1	10.533	44.433	22	12 =	18	21	22	
69	Jessica Mustow	Leeds	3.5	12.200	3.5	12.350	12.350	3.1	11.350	3.2	10.250	2.1	10.400	44.350	23	17	8 =	23	27	
71	Heidi Heptinstall	Leeds	3.5	12.100	3.5	12.300	12.300	3.1	10.800	3.2	10.650	2.1	10.500	44.250	24	18 =	22 =	18	24 =	
52	Emily Archibald	Waveney	3.5	12.250	3.5	12.300	12.300	3.1	11.150	3.3	9.550	3.2	11.200	44.200	25	18 =	13	32	11	
73	Rhiannon Anderson	Huntingdon	3.5	12.000	3.5	12.050	12.050	3.1	10.650	3.2	10.850	2.8	10.533	44.083	26	25 =	29 =	15	23	
72	Megan Tate	Leeds	3.5	11.650	3.5	11.500	11.650	3.1	11.050	3.2	10.950	2.1	10.366	44.016	27	34 =	15 =	13	28	
63	Kloe Crawford	Pegasus	3.5	11.800	3.5	11.600	11.800	3.1	10.450	2.7	10.700	2.7	11.000	43.950	28	30 =	31	17	16	
50	Annabel Scarle	Waveney	3.5	11.950	3.5	11.950	11.950	3.1	10.050	2.2	9.650	3.2	11.133	42.783	29	28	33	30	12	
43	Kayleigh Saint	Waterside	3.5	11.900	3.5	12.200	12.200	3.1	10.000	2.2	10.000	2.7	10.100	42.300	30	20 =	34 =	26	32	
74	Alice Lunn	Huntingdon	3.5	11.700	3.5	11.750	11.750	3.1	10.750	3.3	10.250	2.7	9.466	42.216	31	32	24 =	24	35	
45	Alice Mogg	Waterside	3.5	12.050	3.5	12.200	12.200	3.1	10.000	3.2	9.700	2.7	9.866	41.766	32	20 =	34 =	29	33	
51	Eleanor McLennan	Waveney	3.5	11.800	3.5	11.900	11.900	3.1	10.800	2.1	7.900	3.2	10.700	41.300	33	29	22 =	34	21	
44	Vicki Johnston	Waterside	3.5	11.800	3.5	11.300	11.800	3.1	10.700	2.2	8.550	2.7	9.700	40.750	34	30 =	28	33	34	
42	Hollie Carter	Waterside	3.5	11.700	3.5	11.650	11.700	3.1	10.300	1.7	7.400	2.7	10.133	39.533	35	33	32	35	31	



