


Sussex Championships 2010



Acrobatic Gymnastics

09/10/2010

Level 1 Women's Pairs

No	Club	Name	SV	Tech	SV	Art	SV	Diff	CJP	Subtotal	Total	Pos
23	Hor	Molly Butler, Sarah Washington-Jones		7.900		7.450		9.900		25.250	25.250	1
24	Holl	Taylor Moynes, Skye-Anne Sadler		7.350		7.150		9.800		24.300	24.300	2
22	Bev	Alix Green, Eden Panayi		7.050		7.050		9.700		23.800	23.800	3
21	Holl	Lauren Venditto, Esme Campbell-Marshall		6.800		6.950		9.900	-0.6	23.050	23.050	4
20	CACL	Alice Gordon, Isobella Jackson										X

Level 1 Women's Groups

No	Club	Name	SV	Tech	SV	Art	SV	Diff	CJP	Subtotal	Total	Pos
27	Bev	Amber Kennedy, Alix Green, Paige Gaffon		7.000		7.550		10.000	-0.3	24.250	24.250	1
31	Holl	Gabriella Streeter, Maddison Burgin, Imogen Jarrett		6.900		7.250		10.000		24.150	24.150	2
32	Hor	Katie Durrant, Nicole Taylor, Stephanie Dagnall		7.050		7.250		10.000	-0.3	24.000	24.000	3
28	CACL	May Hewitt, Mary Adeniji, Lauren Johnson		6.750		7.200		9.700		23.650	23.650	4
26	Holl	Aimee Wright, Taylor Moynes, Skye-Anne Sadler		6.450		7.250		9.900		23.600	23.600	5
30	Holl	Sián Hancock, Sorrel Ferrario-Hay, Amy Jennery		5.950		6.550		9.900	-0.3	22.100	22.100	6
29	Holl	Emma Green, Abbie Yates, Hannah Verrinder		6.250		6.300		9.600	-1.9	20.250	20.250	7

Level 2 Women's Pairs

No	Club	Name	SV	Tech	SV	Art	SV	Diff	CJP	Subtotal	Total	Pos
37	Bev	Mahni Wheeler, Bethany Yeandle		7.800		7.650		10.000		25.450	25.450	1
34	Hor	Hannah Durrant, Helen Cain		7.500		7.400		9.900		24.800	24.800	2
33	Bev	Elly Ballin, Ellie Wild		7.500		7.500		9.800		24.800	24.800	2
38	Holl	Rebecca Guest, Jazmin Clark		6.850		7.300		10.000		24.150	24.150	4
36	CACL	Kiera Chambers, Kate Waterman		6.850		6.650		9.600		23.100	23.100	5
35	CACL	Phoebe Harper, Abby Kelvin		7.050		6.750		9.700	-1.0	22.500	22.500	6

Level 2 Men's Pairs

No	Club	Name	SV	Tech	SV	Art	SV	Diff	CJP	Subtotal	Total	Pos
39	Hor	Ben Ratcliffe, George Steere		7.500		7.150		9.800	-0.5	23.950	23.950	1

Level 2 Women's Groups

No	Club	Name	SV	Tech	SV	Art	SV	Diff	CJP	Subtotal	Total	Pos
40	CACL	Kyah Ovenden, Ellie Farrington, Diana Hartley		6.350		7.350		9.700		23.400	23.400	1
43	Holl	Paige Wise, Olivia Lawrence, Laura Gow		6.450		7.200		9.650		23.300	23.300	2
41	Holl	Rebecca Guest, Daina Rose, Jazmin Clark		6.450		7.050		9.800	-0.3	23.000	23.000	3
42	Holl	Chloë Burford, Poppy Everitt, Jocelyn Campbell-Marshall		5.850		6.900		9.650	-0.3	22.100	22.100	4

Level 3 Women's Groups

No	Club	Name	SV	Tech	SV	Art	SV	Diff	CJP	Subtotal	Total	Pos
46	Holl	Danielle Jackson, Samantha Falla, Charlotte Wynne-Pennels	Bal	5.900		7.150		9.450	-0.3	22.200	44.600	1
			Dyn	5.750		7.150		9.500		22.400		
44	Holl	Kate McCall, Beth Reid, Charlotte O'Farrell	Bal	6.300		7.000		9.300	-1.2	21.400	43.300	2
			Dyn	5.550		7.450		8.900		21.900		
45	CACL	Mia Elliott, Claire McGregor, Bethany Owen	Bal	6.350		6.800		9.200	-0.9	21.450	42.900	3
			Dyn	4.800		7.250		9.400		21.450		
47	Holl	Katie Dicken, Ashleigh Johnson Palmer, Georgia Burgin	Bal	5.150		7.000		9.450	-1.8	19.800	40.300	4
			Dyn	5.500		7.000		9.000	-1.0	20.500		

11-16 Women's Pairs

No	Club	Name	SV	Tech	SV	Art	SV	Diff	CJP	Subtotal	Total	Pos
49	Hor	Ella Courten, Georgina Vinten	Bal	8.450		8.050		10.000		26.500	52.650	1
			Dyn	8.450		7.700		10.000		26.150		
48	Hor	Koren Thompson, Tascha Sutlieff	Bal	7.950		7.550		10.000	-0.3	25.200	25.200	2
			Dyn									


11-16 Mixed Pairs

No	Club	Name	SV	Tech	SV	Art	SV	Diff	CJP	Subtotal	Total	Pos
50	Holl	George Lee, Lauren Burgin	Bal	7.750		7.700		9.600		25.050	25.050	1
			Dyn									

11-16 Women's Groups

No	Club	Name	SV	Tech	SV	Art	SV	Diff	CJP	Subtotal	Total	Pos
51	Hor	Josie Wood, Kayleigh Pearce, Beth Cash	Bal	8.250		8.000		10.000	-0.3	25.950	52.800	1
			Dyn	8.650		8.200		10.000		26.850		
52	Hor	Emily Steere, Josie Laidman, Charlotte Moger	Bal	7.950		7.800		10.000	-0.3	25.450	50.550	2
			Dyn	7.400		7.700		10.000		25.100		

Sussex Championships 2010



Team Gym

09/10/2010

Regional 3 Women

No	Club	Name	SV	Floor	SV	Tumb	SV	Tramp	Total	Pos
1	Haw	Chloë Bajada, Kate Green, Willow Hughes, Olivia Lonsdale, Kitty May, Madison Perez, Olivia Rathborn, Hannah Skilton, Katie Turner, Eleanor Warner, Ellie-Rose White		14.100		9.550		11.300	34.950	1
2	Pyr	Lara Harris, Lucy Griffiths, Charlie Moore, Jade Hillier, Ceri Davies, Hannah Wood, Megan Edwards, Hannah Cawley		11.300		9.400		11.500	32.200	2

Regional 3 Men

No	Club	Name	SV	Floor	SV	Tumb	SV	Tramp	Total	Pos
3	1066	Jake Townsend, Mitchell Dennis, Lewis Palmer, Kyle Wilson, Benjamin Hillmer-Ewel, Dylan Evans, Harry Markfort, Samuel Knight-Farman		10.700		8.800		11.000	30.500	1

Regional 2 Women

No	Club	Name	SV	Floor	SV	Tumb	SV	Tramp	Total	Pos
4	Arun	Amy Brown, Zoë Solle, Heather Wallace, Siân Dale, Chantal Mawbey, Anna Richardson, Katie Twine, Katie Fenney, Lily Smyth		12.400		11.400		13.250	37.050	1
6	Haw	Jessica Bird, Katie Brookes, Catherine Hall, Elise Hill, Carlie Martin, Becky Rham, Sophie Stark, Isla Thomas, Ruby Wilkinson		13.100		10.100		13.050	36.250	2
5	Haw	Holly Bird, Luisa Del Maschio, Charlotte Crist, Natalie Liu, Hayley Mitchell, Chloë Taylor-Peckham, Natasha Watts		12.900		6.300		12.450	31.650	3

National 3 Women

No	Club	Name	SV	Floor	SV	Tumb	SV	Tramp	Total	Pos
7	Haw	Chanel Bew, Megan Carey, Daisy Cartwright, Rachel Corke, Harriet Paton, Rosie Perry, Charlotte Sidaway, Jodie Stepney, Chloë Webb, Ellie Wilson		13.600		11.650		13.600	38.850	1


National 2 Women

No	Club	Name	SV	Floor	SV	Tumb	SV	Tramp	Total	Pos
9	Haw	Emily Clayden, Lily Colclough-Saunders, Leigh-Anne Hood, Carolyn Noorderhaven, Eileen Robertson, Chloë Sharpe, Alana Stabile, Kanisha Stapley, Alyssa Webb, Poppy Weeks		14.300		14.500		13.400	42.200	1
8	1066	Laura Whiting, Ellie Whiting, Gemma Morgan, Alannah Wood, Talia Hutchinson, Danielle Sands, Charlotte Whittaker, Chloë Palmer, Jasmine Clarke, Kiarna Ling		13.700		12.000		13.350	39.050	2

National 2 Men

No	Club	Name	SV	Floor	SV	Tumb	SV	Tramp	Total	Pos
10	Haw	Ibby Abbassi, George Clarkson, Jason Clarkson, William Clarkson, Tinley Hitchcock, Paul Johnston, Warren Jones, Matthew Wheadon, Daniel Ford		10.500		10.600		11.200	32.300	1

Sussex Championships 2010



Men's Artistic

10/10/2010

Boys age 9

No	Club	Name	A	Floor	A	Pommel	A	Rings	A	Vault	A	P Bars	A	High Bar	Total	Pos				
123	Haw	Harry Harrod	3.2	12.2000	1	1.0	10.5000	3	2.1	10.5000	1	3.0	12.0000	1	10.9000	1	4.7000	1	60.8000	1
121	B&H	Karl Hibberd	3.3	11.6000	4	3.0	11.9000	1	1.8	10.3000	3	3.0	11.0000	5	6.6000	2	4.3000	5	55.7000	2
122	B&H	Max Laing	3.0	11.8000	3	3.0	11.8000	2	1.8	10.4000	2	3.0	12.0000	1	3.3000	5	4.6000	2	53.9000	3
124	Haw	Kyah Ali	3.1	11.5500	5	1.0	10.1000	4	2.0	9.6000	4	3.0	11.6000	3	4.7000	3	4.4000	4	51.9500	4
120	1066	Jordon Standish	2.9	12.0000	2	1.0	8.3000	5	4.2	3.3000	5	3.0	11.3000	4	4.6000	4	4.5000	3	44.0000	5

Boys age 10

No	Club	Name	A	Floor	A	Pommel	A	Rings	A	Vault	A	P Bars	A	High Bar	Total	Pos				
125	B&H	Rafe Brooks	3.4	12.6500	2	3.0	12.2000	1	2.1	11.0000	1	3.0	12.2000	1	10.0000	4	8.9000	1	66.9500	1
128	Haw	Marcus Jones	3.2	12.2500	4	3.0	11.6000	2	2.0	11.0000	1	3.0	11.6000	3	10.2000	3	3.7000	6	60.3500	2
126	Haw	Archie Baker	3.5	12.7500	1	1.0	9.3000	6	2.1	10.6000	3	3.0	11.7000	2	10.5000	2	4.9000	2	59.7500	3
127	Haw	Jordan Colyer	3.1	12.1000	5	1.0	10.0000	4	2.0	10.2000	4	3.0	11.5000	4	10.6000	1	4.6000	4	59.0000	4
129	Haw	Patrick Smith	3.5	12.4000	3	3.0	10.7000	3	2.1	10.2000	4	3.0	11.5000	4	6.9000	5	4.7000	3	56.4000	5
131	Wick	Max Slater	2.5	10.0000	8	1.0	9.6000	5	6.3	3.5000	6	3.0	10.7000	8	4.0000	7	3.9000	5	41.7000	6
130	Wick	Jason Hedges	3.3	11.9000	6	1.0	7.9000	8	4.2	1.9000	8	3.0	11.4000	6	4.3000	6	2.8000	8	40.2000	7
132	Wick	Sam Ryder	3.0	10.3000	7	1.0	8.6000	7	4.2	2.0000	7	3.0	11.0000	7	3.0000	8	3.6000	7	38.5000	8

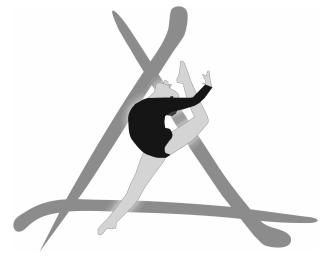
Boys

No	Club	Name	A	Floor	A	Pommel	A	Rings	A	Vault	A	P Bars	A	High Bar	Total	Pos				
137	Haw	Daniel Lee	3.7	13.0000	1	3.6	8.2000	2	2.3	10.5000	1	4.0	12.7000	1	12.2000	1	11.3000	1	67.9000	1
134	1066	Samuel Clarke	3.4	12.2500	6	2.3	8.9000	1	2.2	9.7000	3	3.8	10.3000	6	11.5000	4	9.1000	3	61.7500	2
138	Haw	Michael Herridge	3.6	12.6000	2	2.5	8.1000	4	2.1	9.7000	3	3.0	11.9000	4	12.1000	2	5.8000	4	60.2000	3
133	1066	Callan Hall	3.7	12.3000	5	2.3	8.2000	2	2.2	8.7000	5	3.8	12.3000	2	7.7000	5	10.3000	2	59.5000	4
136	Haw	Ben Vye-Parminter	3.4	12.4500	3	3.6	6.7000	5	2.1	10.2000	2	3.0	12.2000	3	11.8000	3	5.8000	4	59.1500	5
135	B&H	Tom Laws	3.4	12.3500	4	2.2	6.7000	5	1.9	8.5000	6	3.4	11.2000	5	3.7000	6	5.0000	6	47.4500	6

Intermediate

No	Club	Name	A	Floor	A	Pommel	A	Rings	A	Vault	A	P Bars	A	High Bar	Total	Pos				
139	Haw	Grant Goode	3.8	12.9500	1	3.6	8.5000	1	3.3	10.4000	1	3.8	13.1000	2	12.8000	1	11.9000	1	69.6500	1
140	Haw	Max Hayes	3.9	12.3000	2	3.6	6.7000	2	2.2	8.9000	2	4.6	13.3000	1	10.4000	2	10.4000	2	62.0000	2

Sussex Championships 2010



Men's Floor & Vault

10/10/2010

Boys age 10

No	Club	Name	A	Floor	A	Vault	Total	Pos		
142	Pyr	Harry Seddon	2.8	11.700	1	3.0	11.500	1	23.200	1

Boys

No	Club	Name	A	Floor	A	Vault	Total	Pos		
144	Pyr	Xavier Chan	2.8	12.000	1	3.0	11.800	1	23.800	1


Intermediate

No	Club	Name	A	Floor	A	Vault	Total	Pos		
146	1066	Jack Cooper	3.2	12.300	1	3.0	12.000	2	24.300	1
145	1066	Daniel Dinsdale	3.2	11.400	2	3.0	12.200	1	23.600	2

Junior

No	Club	Name	A	Floor	A	Vault	Total	Pos		
147	Haw	Tinley Hitchcock	3.3	12.150	1	3.0	11.500	1	23.650	1

Sussex Championships 2010



Tumbling

09/10/2010

National 1 Age 9-10 Women

No	Club	Name	SV	Run 1	SV	Run 2	SV	Run 3	Total	Pos
61	Hor	Daisy Marks		9.000		8.900		9.250	27.150	1
60	Holl	Charlotte Wynne-Pennels		8.150		7.900		8.550	24.600	2
62	Hor	Hannah Quinn		5.800		7.300		9.100	22.200	3

National 1 Age 9-10 Men

No	Club	Name	SV	Run 1	SV	Run 2	SV	Run 3	Total	Pos
65	Hor	Quentin Coole		8.000		7.950		8.600	24.550	1

National 1 Age 11-12 Women

No	Club	Name	SV	Run 1	SV	Run 2	SV	Run 3	Total	Pos
71	Hor	Niamh Marshall		8.200		8.400		8.450	25.050	1
66	CACL	Lauren Johnson		8.200		7.700		8.300	24.200	2
68	Hor	Hannah Durrant		7.800		7.800		8.600	24.200	2
70	Hor	Natalya Fisher		7.850		7.900		8.300	24.050	4
69	Hor	Katie Durrant		7.950		7.500		8.300	23.750	5
67	Hor	Aimee Tolhurst		7.750		7.600		8.200	23.550	6
72	Hor	Sarah Washington-Jones		7.700		7.650		8.150	23.500	7

National 1 Age 11-12 Men

No	Club	Name	SV	Run 1	SV	Run 2	SV	Run 3	Total	Pos
74	Hor	Nathan Young		7.700		7.350		8.050	23.100	1

National 1 Age 13+ Women

No	Club	Name	SV	Run 1	SV	Run 2	SV	Run 3	Total	Pos
78	Pyr	Katherine Allott		7.900		8.400		8.900	25.200	1
76	Hor	Tabby Sadler		7.900		8.400		8.800	25.100	2
75	Bev	Alix Green		8.300		7.750		8.400	24.450	3

National 2 Age 9-10 Women

No	Club	Name	SV	Run 1	SV	Run 2	SV	Run 3	Total	Pos
81	Holl	Jazmin Clark		0.000		8.400		8.700	17.100	1

National 2 Age 11-12 Women

No	Club	Name	SV	Run 1	SV	Run 2	SV	Run 3	Total	Pos
84	Holl	Natalie Andrews		8.550		8.400		9.000	25.950	1
82	Bev	Bethany Yeandle		8.300		8.200		9.050	25.550	2
83	CACL	Isobella Jackson		7.900		8.000		8.900	24.800	3

National 2 Age 11-12 Men

No	Club	Name	SV	Run 1	SV	Run 2	SV	Run 3	Total	Pos
86	Pyr	Xavier Chan		8.600		8.450		9.100	26.150	1

National 2 Age 13+ Women

No	Club	Name	SV	Run 1	SV	Run 2	SV	Run 3	Total	Pos
89	Bev	Mahni Wheeler		8.100		8.250		9.000	25.350	1
88	Bev	Lana Stoner		8.100		7.950		8.650	24.700	2
87	Bev	Elly Ballin		7.850		8.000		8.700	24.550	3
93	Hor	Helen Cain		7.850		6.500		8.600	22.950	4
92	Holl	Danielle Jackson		0.000		8.400		8.750	17.150	5
90	CACL	Mia Elliott		0.000		7.400		8.650	16.050	6
91	CACL	Phoebe Harper		8.150		6.750		0.000	14.900	7

National 2 Age 13+ Men

No	Club	Name	SV	Run 1	SV	Run 2	SV	Run 3	Total	Pos
94	Hor	George Steere		8.400		8.100		8.950	25.450	1

National 3 Under 13 Women

No	Club	Name	SV	Run 1	SV	Run 2	SV	Run 3	Total	Pos
95	Hor	Jade Cruise		8.200		8.200		8.100	24.500	1

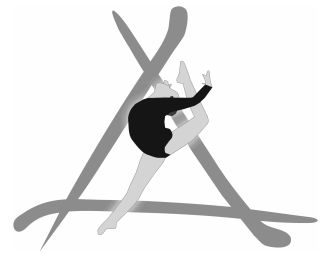
National 3 Age 13+ Women

No	Club	Name	SV	Run 1	SV	Run 2	SV	Run 3	Total	Pos
96	Holl	Rebecca Guest		8.300		8.000		8.100	24.400	1
97	Hor	Alice Gilmartin								X

National 3 Age 13+ Men

No	Club	Name	SV	Run 1	SV	Run 2	SV	Run 3	Total	Pos
100	Holl	Adam Davies		9.000		7.500		8.600	25.100	1

Sussex Championships 2010



Tumbling

09/10/2010

Elite 1 Age 9-10 Women

No	Club	Name	SV	Run 1	SV	Run 2	SV	Run 3	Total	Pos
101	Summ	Tamara Ballancore		8.600		8.900		9.150	26.650	1

Elite 1 Age 9-10 Men

No	Club	Name	SV	Run 1	SV	Run 2	SV	Run 3	Total	Pos
102	1066	Jake Townsend		8.150		8.350		8.900	25.400	1

Elite 2 Age 10-12 Women

No	Club	Name	SV	Run 1	SV	Run 2	SV	Run 3	Total	Pos
103	Haw	Lily Colclough-Saunders		8.200		8.800		9.000	26.000	1

Elite 2 Age 13-14 Women

No	Club	Name	SV	Run 1	SV	Run 2	SV	Run 3	Total	Pos
105	Holl	Daina Rose		8.700		8.900		9.350	26.950	1


Elite 2 Age 15+ Women

No	Club	Name	SV	Run 1	SV	Run 2	SV	Run 3	Total	Pos
107	Holl	Lauren Burgin		6.100		7.750		0.000	13.850	1

Elite 2 Age 15+ Men

No	Club	Name	SV	Run 1	SV	Run 2	SV	Run 3	Total	Pos
108	Holl	George Lee		8.400		8.400		9.000	25.800	1

Sussex Championships 2010



Women's Artistic

10/10/2010

Level 5 out of age

No	Club	Name	A	Vault	A	Bars	A	Beam	A	Floor	Total	Pos				
9	Uck	Sophie Gunn	2.4	11.550	2	4.1	12.650	2	4.4	12.800	1	4.5	12.900	2	49.9000	1
8	Uck	Parris Bryan	2.4	11.050	4	4.1	12.950	1	3.9	11.900	4	4.4	13.300	1	49.2000	2
1	Arun	Ellie Pacey	2.4	11.900	1	4.0	12.350	3	4.3	12.150	2	4.4	12.750	3	49.1500	3
2	Uck	Aeryn Perkins	2.4	11.300	3	3.2	11.100	4	3.8	12.100	3	4.3	12.100	4	46.6000	4
3	Uck	Amy Cowley	2.4	10.200	5	3.1	8.850	6	2.7	9.100	5	3.8	10.350	5	38.5000	5
5	Uck	Evie Kickham	2.4	8.900	6	3.2	9.300	5	3.3	9.000	6	2.3	8.900	6	36.1000	6
7	Uck	Maisie Ward														X

Level 5 in age

No	Club	Name	A	Vault	A	Bars	A	Beam	A	Floor	Total	Pos				
23	Uck	Eriilly Hionos	2.4	10.700	4	4.2	11.550	2	4.5	13.400	1	4.4	13.200	1	48.8500	1
13	Hor	Francesca Clark	2.4	10.600	7	4.1	11.950	1	3.9	12.550	2	3.8	12.400	3	47.5000	2
10	Uck	Freya Collard	2.4	10.850	2	3.2	11.100	6	3.8	11.900	4	4.3	12.900	2	46.7500	3
12	Hor	Ella Hanynngton	2.4	10.700	4	3.5	10.250	11	3.8	12.100	3	3.3	12.200	5	45.2500	4
14	Hor	Hattie Theobald	2.4	10.900	1	3.1	11.300	3	3.3	10.600	9	3.3	12.300	4	45.1000	5
19	Uck	Sofia Davis	2.4	10.350	8	3.2	11.300	3	3.8	11.300	7	3.8	11.200	9	44.1500	6
22	Uck	Alicia Blythe	2.4	10.350	8	3.2	10.400	8	3.8	11.800	6	3.3	11.400	7	43.9500	7
18	Uck	Ria Sanderson	2.4	10.800	3	3.2	10.500	7	3.3	10.800	8	3.8	11.200	9	43.3000	8
21	Uck	Sophie Down	2.4	9.500	13	3.2	11.250	5	3.8	11.900	4	3.3	10.300	11	42.9500	9
15	Wick	Maddie Gillman	2.4	10.100	10	1.9	9.350	12	3.3	10.300	10	2.8	11.400	7	41.1500	10
17	Uck	Katrina Hazelden	2.4	10.650	6	3.2	10.300	9	3.3	10.050	11	2.3	9.800	12	40.8000	11
16	Wick	Mia Bailey	2.4	10.100	10	0.8	8.450	13	2.8	9.600	13	2.8	11.600	6	39.7500	12
20	Uck	Sophie Coats	2.4	10.050	12	3.2	10.300	9	2.8	10.000	12	2.8	9.350	13	39.7000	13

Level 4 out of age

No	Club	Name	A	Vault	A	Bars	A	Beam	A	Floor	Total	Pos				
25	Hor	Lea Pritchard	2.4	11.100	2	3.0	11.600	1	2.8	11.700	1	3.4	12.100	1	46.5000	1
27	Uck	Georgie Moors	2.4	11.200	1	4.2	11.600	1	3.2	11.100	2	3.6	11.750	2	45.6500	2
28	Uck	Libby Ralph	2.4	10.300	3	3.3	11.100	3	2.8	10.800	3	3.0	10.850	4	43.0500	3
29	Uck	Niamh Andrews	2.4	10.100	4	3.3	10.200	4	2.8	10.200	4	3.0	10.950	3	41.4500	4

Level 4 in age

No	Club	Name	A	Vault	A	Bars	A	Beam	A	Floor	Total	Pos				
36	Summ	Tamara Ballancore	3.0	11.500	1	3.9	12.250	1	3.3	12.300	2	3.6	12.100	1	48.1500	1
34	Hor	Meilitsa Abram-Foster	2.4	11.400	2	3.3	11.650	4	2.9	11.850	4	2.9	11.200	4	46.1000	2
32	Hor	Isobel Hilliard	2.4	11.200	3	3.2	11.250	6	3.0	12.200	3	2.9	11.100	5	45.7500	3
31	Hor	Chloë Prescott	2.4	11.150	4	3.1	11.700	3	2.7	11.100	5	2.9	11.650	2	45.6000	4
30	Hor	Charlie Lister	2.4	10.100	7	3.2	11.350	5	3.0	12.400	1	2.9	11.250	3	45.1000	5
33	Hor	Madison Farley	2.4	10.850	6	3.3	11.900	2	2.8	11.100	5	2.8	11.100	5	44.9500	6
35	Hor	Olivia Monk	2.4	11.150	4	3.3	11.150	7	2.8	10.900	7	2.9	10.950	7	44.1500	7

Level 3 out of age

No	Club	Name	A	Vault	A	Bars	A	Beam	A	Floor	Total	Pos				
42	Uck	Natasha King	2.4	11.100	2	3.1	11.350	3	4.2	12.800	1	3.1	11.250	1	46.5000	1
39	Hor	Olivia Bricker	2.4	10.800	3	3.2	11.500	2	2.2	11.600	2	3.2	11.200	2	45.1000	2
40	Uck	Bethany Winter	2.4	10.350	4	3.3	11.650	1	3.5	11.300	4	3.2	11.200	2	44.5000	3
37	Hor	Alice Hobday	3.0	11.275	1	3.1	11.150	4	3.3	10.900	5	2.9	10.700	5	44.0250	4
41	Uck	Molly Sanderson	3.0	10.350	4	2.7	10.800	5	3.4	11.400	3	3.0	10.950	4	43.5000	5

Level 3 in age

No	Club	Name	A	Vault	A	Bars	A	Beam	A	Floor	Total	Pos				
45	Uck	Abigail Brooker	4.0	12.375	1	2.8	11.050	2	3.5	12.150	2	3.9	12.000	1	47.5750	1
43	Hor	Jessica Turnbull	2.4	10.975	3	2.8	11.500	1	4.1	13.150	1	3.0	11.000	3	46.6250	2
44	Hor	Verity Bashford	2.4	11.525	2	2.2	10.350	3	2.9	10.400	3	3.1	11.500	2	43.7750	3

Level 2 out of age

No	Club	Name	A	Vault	A	Bars	A	Beam	A	Floor	Total	Pos				
49	Uck	Marchella Smith	4.0	11.975	1	2.3	9.350	4	3.8	12.800	1	3.3	10.700	2	44.8250	1
46	Uck	Abigail Jaques	3.2	11.900	3	2.9	10.600	1	3.4	11.600	2	3.6	10.550	4	44.6500	2
47	Uck	Amber Dorrill	3.4	11.925	2	2.6	10.400	2	3.9	11.300	3	3.2	10.800	1	44.4250	3
48	Uck	Hannah Dunsmore	2.4	11.050	4	2.7	10.350	3	3.2	10.150	4	2.9	10.650	3	42.2000	4

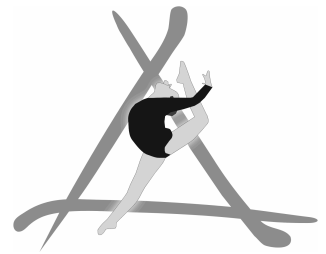
FIG Challenge Espoir

No	Club	Name	A	Vault	A	Bars	A	Beam	A	Floor	Total	Pos				
51	Hor	Iona Theobald	2.4	11.650	2	1.6	10.500	1	3.0	12.400	1	2.8	11.700	1	46.2500	1
52	Uck	Imogen Blythe	4.2	12.800	1	1.0	9.500	2	2.6	11.900	2	3.0	10.500	2	44.7000	2
50	Hor	Chloë Billingham		0.000		1.1	9.000	3		0.000			0.000		9.0000	3

FIG Espoir

No	Club	Name	A	Vault	A	Bars	A	Beam	A	Floor	Total	Pos				
53	Uck	Caitlin Kickham	4.0	11.450	1	2.9	10.950	1	4.2	8.700	1	4.1	9.800	1	40.9000	1

Sussex Championships 2010



Women's Artistic

10/10/2010

FIG Challenge Junior

No	Club	Name	A	Vault	A	Bars	A	Beam	A	Floor	Total	Pos
54	Uck	Connie Pooley	4.2	13.350 1	11.3	8.350 1	4.0	11.600 1	3.6	11.450 1	44.7500	1


FIG Junior

No	Club	Name	A	Vault	A	Bars	A	Beam	A	Floor	Total	Pos
56	Uck	Ellen Russell	4.4	12.100 1	3.5	10.650 1	3.9	10.900 2	4.6	11.800 1	45.4500	1
55	Hor	Amy Middleton		0.000	2.7	10.500 2	3.0	12.200 1		0.000	22.7000	2

FIG Challenge Senior

No	Club	Name	A	Vault	A	Bars	A	Beam	A	Floor	Total	Pos
58	Uck	Nina Bassham	4.2	13.150 1	1.1	8.300 1	2.8	11.400 1	3.8	11.350 1	44.2000	1

Sussex Championships 2010



Women's Floor & Vault

10/10/2010

Bronze Age 8-9

No	Club	Name	A	Floor	A	Vault	Total	Pos
71	Hor	Heather Dagnall	10.0	8.250 1	8.0	7.800 1	16.050	1
70	1066	Leah Falla	10.0	7.100 2	8.0	7.050 2	14.150	2

Bronze Age 10-11

No	Club	Name	A	Floor	A	Vault	Total	Pos
79	Hor	Hannah Quinn	10.0	8.450 2	8.8	8.300 2	16.750	1
75	Summ	Josie Martin	10.0	8.500 1	8.8	8.150 5	16.650	2
81	Hor	Amy Fitzpatrick	10.0	8.200 4	9.0	8.250 3	16.450	3
78	Hor	Charlotte Hepburn	10.0	8.150 5	9.0	8.200 4	16.350	4
83	Pyr	Georgia Ackland-Hancock	10.0	8.250 3	8.8	8.100 7	16.350	4
82	Hor	Abby Worsdell	10.0	8.150 5	8.8	8.150 5	16.300	6
74	1066	Samantha Prince	10.0	8.050 7	8.0	7.200 10	15.250	7
73	1066	Lauren Jeanes	10.0	8.000 8	8.0	7.250 9	15.250	7
72	1066	Bethany Todd	10.0	7.950 9	8.0	7.300 8	15.250	7
84	B&H	Maria Gonsalves	10.0	7.650 10	8.0	6.400 11	14.050	10
80	Hor	Niamh Marshall	7.1	5.600 11	8.8	8.350 1	13.950	11
76	Summ	Libby Begbie						X

Bronze Age 12-14

No	Club	Name	A	Floor	A	Vault	Total	Pos
91	SB	Paige Hanson	10.0	8.300 2	9.0	8.550 1	16.850	1
95	Uck	Lydia Graham	10.0	8.350 1	8.8	8.400 3	16.750	2
88	Pyr	Katherine Allott	10.0	8.200 4	8.8	8.500 2	16.700	3
96	Uck	Megan Glasscock	10.0	8.250 3	8.8	8.200 5	16.450	4
93	Uck	Hannah Baker	10.0	8.050 6	8.8	8.150 7	16.200	5
87	Arun	Hannah Broad	10.0	7.950 7	8.8	8.200 5	16.150	6
89	Pyr	Sammy George	9.5	7.500 9	8.8	8.250 4	15.750	7
94	Uck	Lauren Fleet	10.0	8.100 5	8.8	7.600 9	15.700	8
90	SB	Becky Durham	10.0	7.650 8	8.8	7.750 8	15.400	9
85	1066	Rebecca Cameron	9.5	6.900 10	8.8	7.000 10	13.900	10

Bronze Age 15+

No	Club	Name	A	Floor	A	Vault	Total	Pos
102	Uck	Amy Hewitt	10.0	8.400 1	8.8	8.350 1	16.750	1
103	Uck	Claudette Povey	10.0	8.200 2	8.8	8.200 3	16.400	2
104	Uck	Rosie Saunders	10.0	8.000 3	8.8	8.100 4	16.100	3
97	Pyr	Alice Clarke	10.0	7.850 4	8.8	8.100 4	15.950	4
98	SB	Bea Hotchkiss	10.0	7.450 6	8.8	7.900 6	15.350	5
99	SB	Tasmin Scott	10.0	7.700 5	8.8	7.200 7	14.900	6
100	Star	Steph Coulter	10.0	6.100 7	9.0	8.350 1	14.450	7

Silver Age 10-11

No	Club	Name	A	Floor	A	Vault	Total	Pos
105	Arun	Lucy Stephenson-Gill	10.0	9.300 1	9.0	8.000 1	17.300	1
108	Wick	Anna Pickles	10.0	8.950 3	9.2	7.800 2	16.750	2
107	Hor	Daisy Marks	10.0	9.050 2	8.8	7.500 3	16.550	3

Silver Age 12-14

No	Club	Name	A	Floor	A	Vault	Total	Pos
109	Hor	Holly Waters	10.0	8.950 1	9.2	7.900 1	16.850	1
111	Uck	Chelsea Borrego-O'Callaghan	9.8	8.850 2	8.8	7.100 2	15.950	2

Silver Age 15+

No	Club	Name	A	Floor	A	Vault	Total	Pos
112	Summ	Ashliegh Rowe						X

Gold Age 12-14

No	Club	Name	A	Floor	A	Vault	Total	Pos
113	Hor	Kiera Hilder	10.0	9.150 1	9.2	8.600 1	17.750	1
115	Wick	Eloise Crouch	10.0	9.100 2	9.2	7.800 3	16.900	2
114	Hor	Victoria Rudderham	10.0	8.500 3	9.2	7.700 4	16.200	3
116	Wick	Martha Button	9.2	7.600 4	9.2	7.900 2	15.500	4